

GET OUT
BETTER.



K COMFORT
PARKING

THE PROBLEM.

Cars get bigger.
Parking spaces don't.



// YOU NEVER SOLVE A PROBLEM
BY PUTTING IT ON ICE. //

WINSTON CHURCHILL

NO SPACE TO GET OUT.



No space to get out. Irrational, but true: Although car dimensions have got bigger over the past decades, parking spaces have remained in the same small dimensions. As a result, it is becoming more difficult for drivers to find a suitable parking space. This applies to all mid-range cars and even more so to SUVs, vans and minivans whose number has recently seen a dramatic increase. It's also true that many parking garages don't meet the current standards anymore.

The results are:

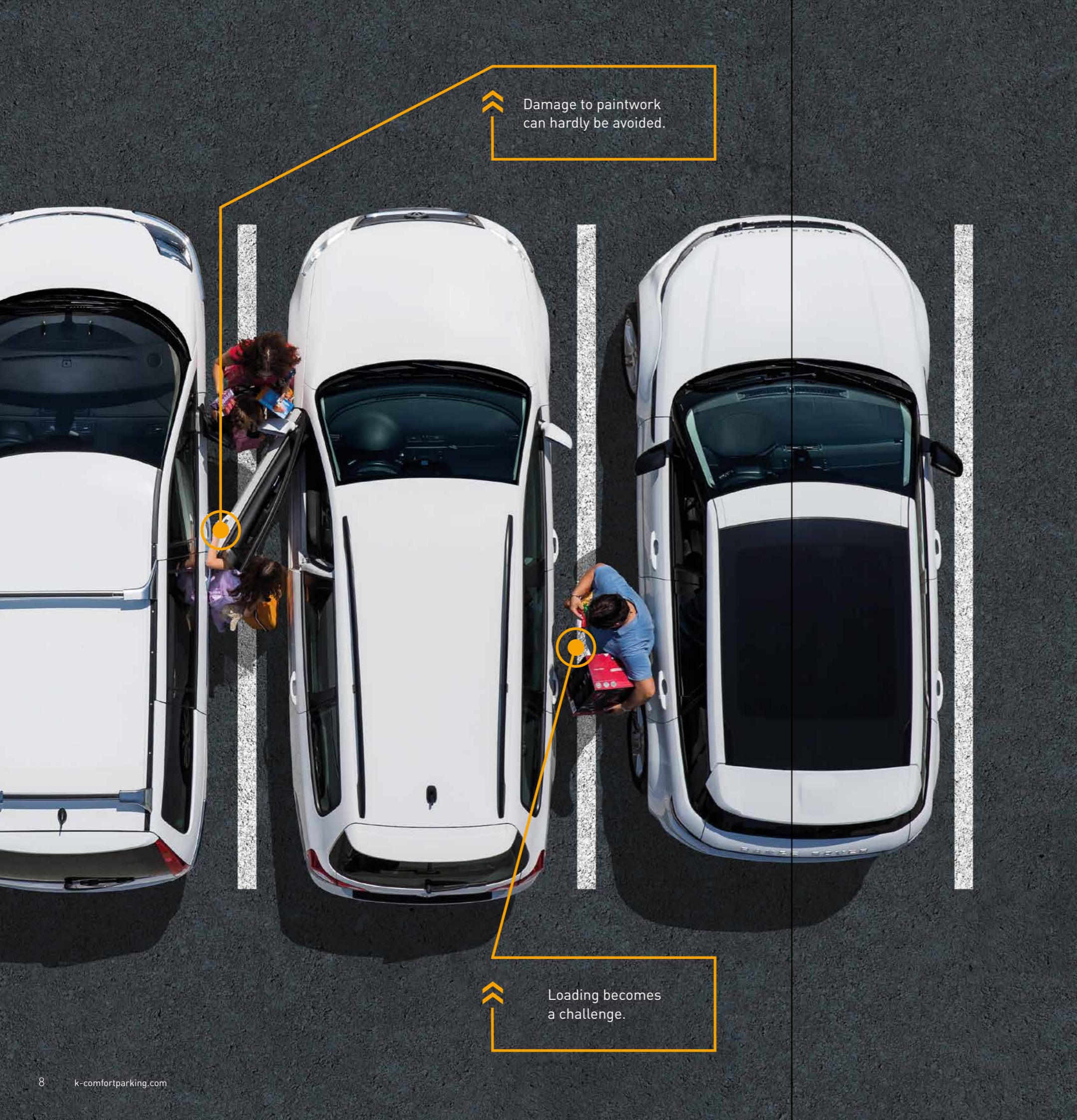
- > parking damages
- > insurance disputes
- > angry customers
- > dirty clothing
- > stress



CENTIMETER TO CENTIMETER.

Once reached a seemingly appropriate parking space, there is the tedious getting out and unloading followed by the equally tedious getting in and loading.





Damage to paintwork can hardly be avoided.

Loading becomes a challenge.

PARKING STRESS.



This represents a hurdle, especially for older, tall and corpulent people. But also for mothers with infants, pregnant women and people with physical handicaps. They all suffer from limited freedom of movement caused by parking spaces that are too small.



Beware of the same problem on both sides.



THE SOLUTION.

An easy parking system –
maximum effectiveness.

K

// ALL THE FORCES IN THE WORLD ARE NOT SO
POWERFUL AS AN IDEA WHOSE TIME HAS COME. //

VICTOR HUGO

» BEFORE



» AFTER



COMFORT PARKING.

» The concept

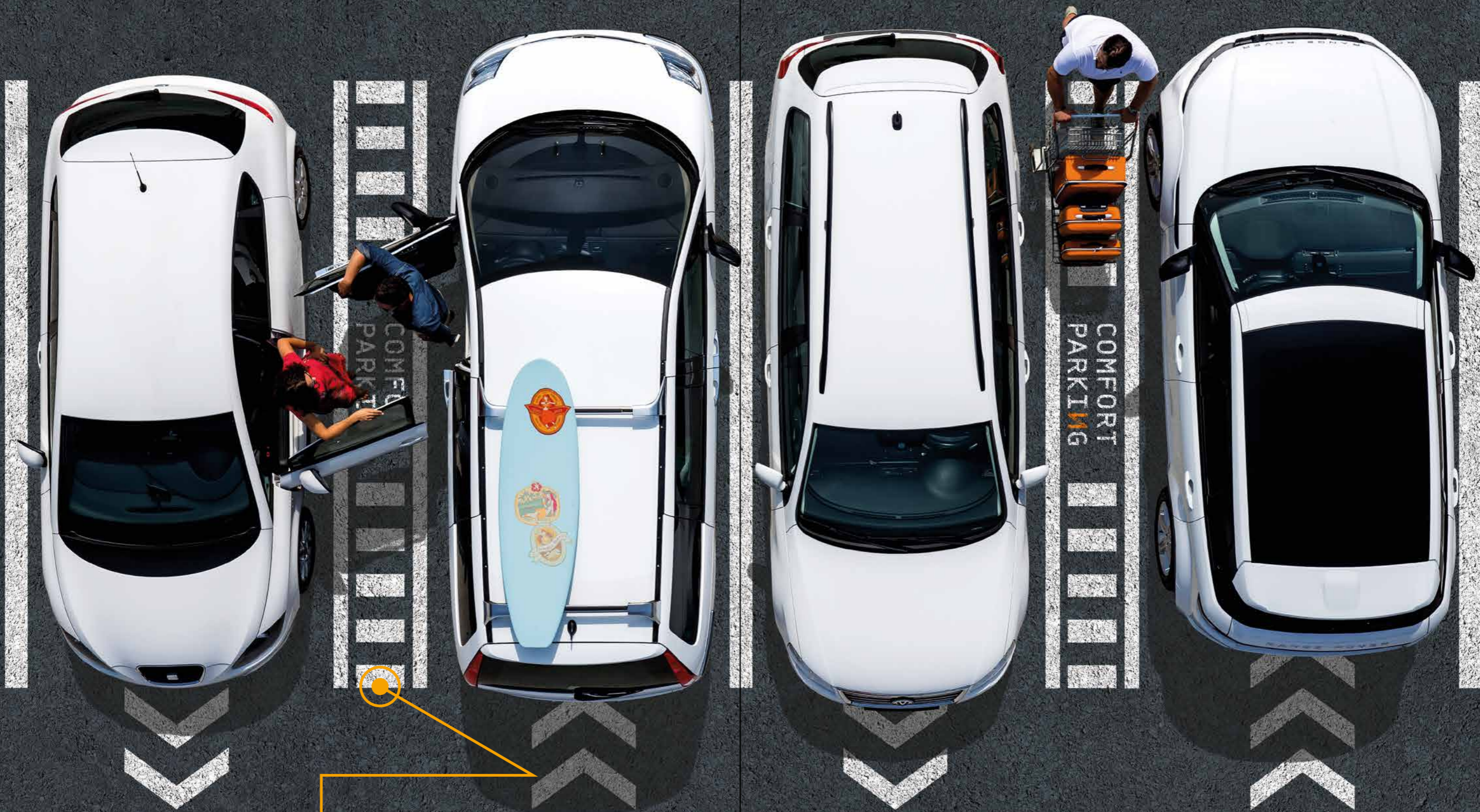
Parking bays are bounded by a wide comfort zone on the one side and by a line or separator on the other side. Directional arrows, painted on the pavement, alternately indicate forwards or backwards. The driver simply follows the arrows and parks or reverses the car. That's it.

» The advantage

The aim is that all passenger doors are next to the narrow separator while all drivers' doors are next to the broad comfort zone. As a result the passenger doors are closer to each other and there is more space between the driver's doors.

» What's special

The special feature of this system is its availability for narrow parking spaces with a width of 2,30m and standards parking spaces with a width of 2,50m without having to change the existing width of the parking space.



Finally enough space to get out.

WELCOME TO THE COMFORT ZONE.

We create
space for
people.



Even the rear door can be opened easily due to Comfort Parking.

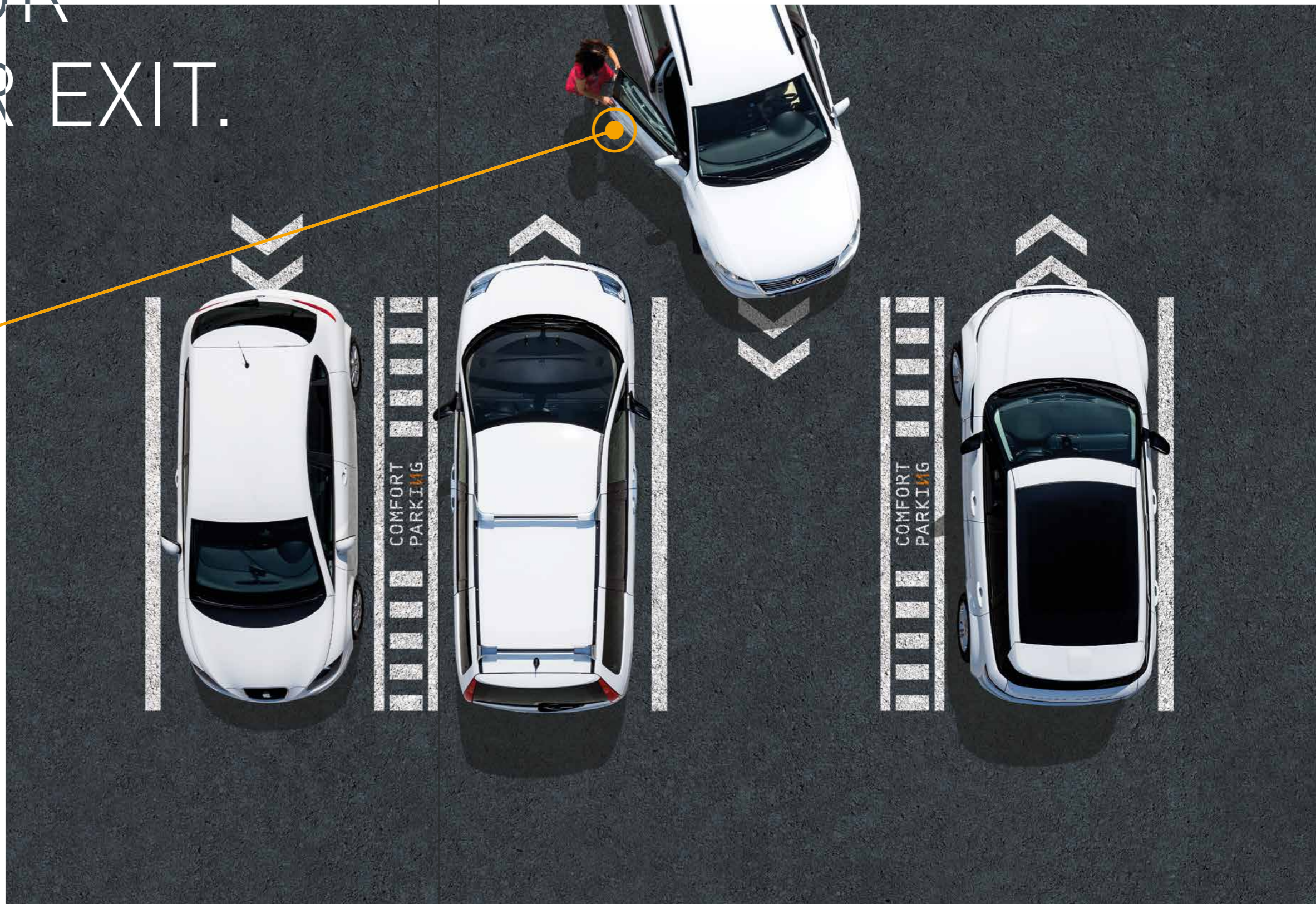


IT'S
EASIER
TO EXIT
WITH US.

THREE STEPS FOR A BETTER EXIT.

STEP 1


If the neighboring parking space is occupied, the co-driver may get out before parking.



THREE STEPS FOR A BETTER EXIT.

STEP 2

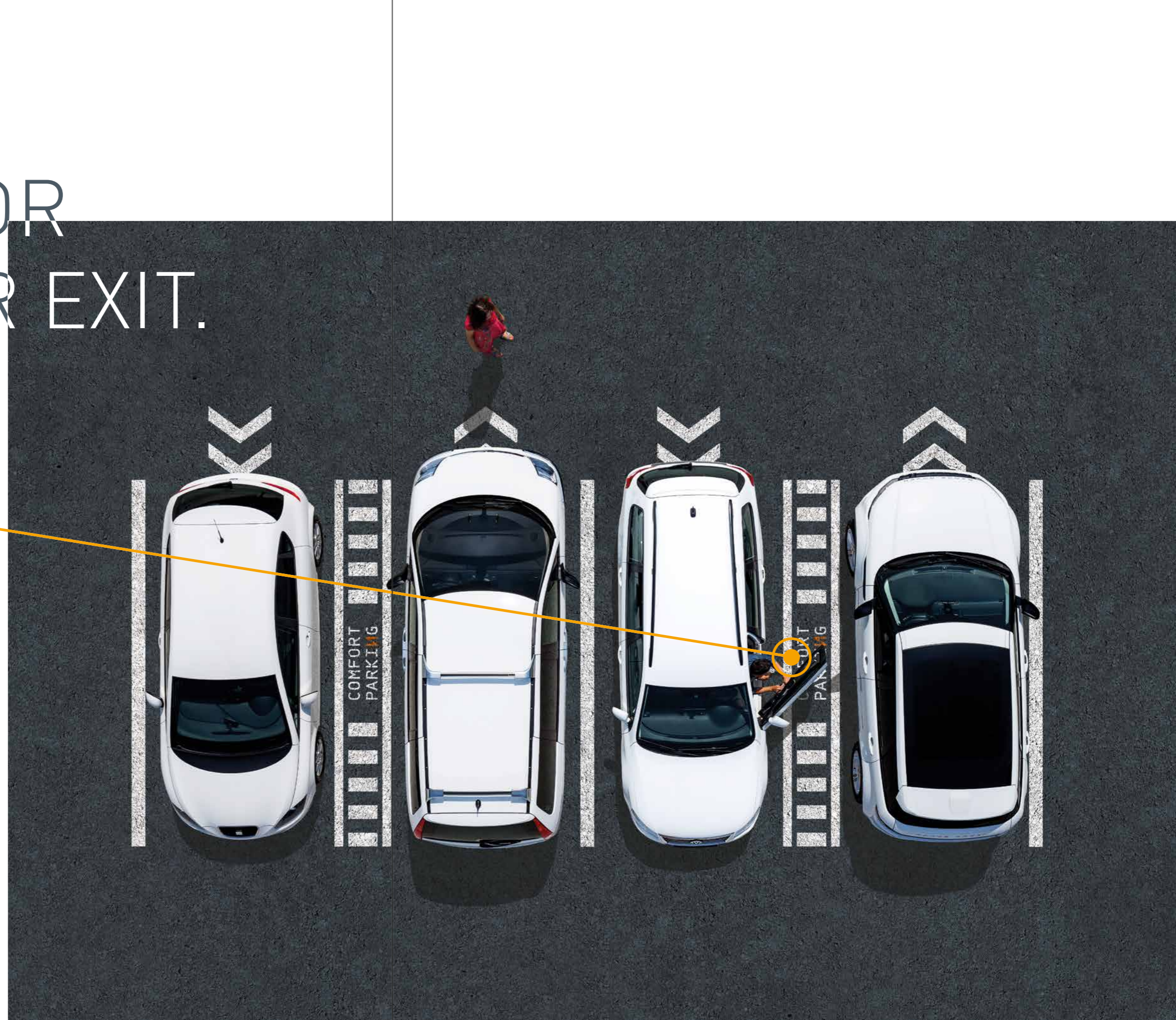
Simply follow
directional arrows
for parking or reversing.



THREE STEPS FOR A BETTER EXIT.

STEP 3

There is sufficient space on the driver's side for a comfortable exit. The doors can be opened easily.



FAR AND WIDE.



Especially children are at ease with Comfort Parking. Similar to the drivers, they can open the door widely and have the possibility to get to the Comfort Zone from the backseats without causing damage to the paintwork to their own or the neighboring car.



NO MORE HIDE-AND- SEEK.



Even pillars don't have to hide from the new parking system.



THE NEW PARKING.

70 – 90 cm footroom
go with 2,50 wide parking spaces.



Owing to the Comfort Zone, the width of entry increases even though the widths of the parking spaces stay the same. As a result, the parking and reversing gets easier.



Following the arrows guarantees for a bigger open space. The 2,50m wide parking spaces result in an unprecedented 70 – 90cm of extra room and freedom of movement, depending on the width of the car.

Customers will love your parking area with the Comfort Parking system.

A large width
of entry

due to the broad Comfort Zone.

Directional arrows.

FROM OLD TO NEW.



A large number part of today's garage parking spaces are under 2,50 in of width and hence, don't match the current guidelines and norms.

Comfort Parking was especially designed for comfortable parking and can easily be used for narrower parking spaces. In consequence your economically successful business will most certainly gain momentum.





AS SIMPLE
AS THAT.

K



WE HOLD
PATENTS
ON THIS
SIMPLE AND
EFFECTIVE
SYSTEM
NATIONALLY
AND INTER-
NATIONALLY.


THE SYSTEM.

Get out better.



// ONE HAS TO SEE THINGS IN SUCH A
DEEP WAY, UNTIL THEY GET EASY. //

LOOSELY BASED ON KONRAD ADENAUER



SATISFIED CUSTOMERS.

- › More space for parking and reversing due to a larger width of entry.
- › Safer parking due to clever directional arrows.
- › Comfortable getting- in and out due to the increased space of the Comfort Zone.
- › Easy access to the trunk due to the Comfort Zone, even when reversing.
- › No more surprises due to parked driver's doors.
- › No more dents and damage to the paintwork on your or your neighbor's car.
- › No more stress with insurance companies and deductible.
- › No more dirty clothing.
- › No extra costs for architectural modifications. The concept of the floor markings is the only change.
- › Low operating and maintenance costs.



YOUR ALL-IN-ONE SOLUTION.

We will gladly provide you with an individual offer based on your requirements. You can trust our expertise on:

- › An initial consultation
- › Planning
- › Implementation
- › Marking and design of your garage
- › Support

or simply for an

- › assignment of the Comfort Parking technology

CONTACT

Karisch Comfort Parking GmbH & Co. KG

Hietzinger Hauptstraße 113
1130 Wien
Austria

M: office@k-comfortparking.com
W: www.k-comfortparking.com



Dipl.-Ing. Michael Ramprecht
Executive director

M: m.ramprecht@k-comfortparking.com
T: +43 664/96 90 881



Dipl.-Ing. Franz Karisch
Executive director

M: f.karisch@k-comfortparking.com
T: +43 676/366 00 00

LEGAL INFORMATION

Publisher: Karisch Comfort Parking GmbH & Co. KG
Editor: txtbuero.at
Photo credits: tinefoto.com
Layout: creativedesk.at & 38grad.at
Print: seequence.at

